

# Crochet

PROJECT PLANNER

*I Like Crochet*



# Crochet

## PROJECT PLANNER - TABLE OF CONTENTS

Editor's Note.....	3
Project List.....	4
To Do.....	5
Project Planning.....	6
Pattern Notes.....	7
Row Counter.....	8
Master Abbreviations.....	9
Yarn and Hook Sizes.....	10
Gift Tags.....	11

Ever have a skein of yarn speak to you? Walking up to the yarn shelves, lined with textured wools and cottons coated in colors and shimmery threads, one catches your eye and you think: this is it – this is my next project. But what will you create? This is the challenging part – finding the right pattern. And this is how yarn stashes quickly get out of control. After all, how can anyone say no to a beautiful skein of yarn that's begging to be turned into something spectacular? Enter: *I Like Crochet*.

Featuring hundreds of patterns from designers all over the world, our archive is the perfect place to spark some inspiration. And once that inspiration hits, the next step is to form a plan. Introducing our special gift to you: an easy-to-follow, printable project planner that includes space to track your project plans, notes and progress all in one place. Plus, we've included some printable gift tags and helpful knitting abbreviations for quick and easy access. Print the whole planner to start – then simply reprint pages 5-8 to bulk up your planner with additional projects. The number of projects you create in a year is up to you!

With this planner from *I Like Crochet*, we hope to help organize and inspire. We can't wait to hear what you're working on!

Editors of *I Like Crochet*





# I Like Crochet

## Project List

1	Project Name	Start Date	End Date
2	Project Name	Start Date	End Date
3	Project Name	Start Date	End Date
4	Project Name	Start Date	End Date
5	Project Name	Start Date	End Date
6	Project Name	Start Date	End Date
7	Project Name	Start Date	End Date
8	Project Name	Start Date	End Date
9	Project Name	Start Date	End Date
10	Project Name	Start Date	End Date



# I Like Crochet

[www.ilikecrochet.com](http://www.ilikecrochet.com)

## To Do

	Notes
<input type="checkbox"/> Select yarn line and colors	
<input type="checkbox"/> Order and gather materials	
<input type="checkbox"/> Create a swatch and check gauge	
<input type="checkbox"/> Crochet your project	
<input type="checkbox"/> Weave in ends	
<input type="checkbox"/> Block it!	
<input type="checkbox"/> If it's a gift, sew on a gift tag and wrap it	
<input type="checkbox"/> Celebrate: it's done and ready to share!	

# Project Planning

## PATTERN NAME

## DESCRIPTION

## HOOK SIZE (Circle one)

2.25mm	B-1
2.5mm	
2.75mm	C-2
3.125mm	D
3.25mm	D-3
3.5mm	E-4
3.75mm	F-5
4mm	G-6
4.25mm	G
4.5mm	7
5mm	H-8
5.25mm	I
5.5mm	I-9
5.75mm	J
6mm	J-10
6.5mm	K-10.5
7mm	
8mm	L-11
9mm	M-13
10mm	N-15
11.5mm	P-16
12mm	
15mm	P/Q
15.75mm	Q
16mm	Q
19mm	S
25mm	T/U/X
30mm	T/X

## YARN

BRAND

NAME

WEIGHT

FIBER

COLOR(S)

YARDS

## NOTIONS

## SKILL LEVEL (Circle one)

BEGINNER  
EASY  
INTERMEDIATE  
ADVANCED

## NOTES

## PROJECT START/END DATES

## GAUGE

## PROJECT DIMENSIONS

## ABBREVIATIONS


## PHOTO OF PROJECT HERE

# Project Planning

## PATTERN NOTES

Use this space to make notes about your progress, tape your yarn label (or samples of your yarn) or any additional information you might need.

## CARE INSTRUCTIONS





## Row Counter

1	2	3	4	5	6	7	8	9	10
11	12	13	14	15	16	17	18	19	20
21	22	23	24	25	26	27	28	29	30
31	32	33	34	35	36	37	38	39	40
41	42	43	44	45	46	47	48	49	50
51	52	53	54	55	56	57	58	59	60
61	62	63	64	65	66	67	68	69	70
71	72	73	74	75	76	77	78	79	80
81	82	83	84	85	86	87	88	89	90
91	92	93	94	95	96	97	98	99	100








# I Like Crochet

## Master Abbreviations

<b>BL</b> - back loop(s)	<b>Lp</b> - loop
<b>BP</b> - back post	<b>MC</b> - main color
<b>BPdc</b> - back post double crochet	<b>rd(s)</b> - round
<b>BPsc</b> - back post single crochet	<b>rep</b> - repeat
<b>BPtr</b> - back post treble crochet	<b>RS</b> - right side
<b>CC1</b> - contrast color 1	<b>sc</b> - single crochet
<b>CC2</b> - contrast color 2	<b>sc2tog</b> - single crochet 2 together
<b>ch</b> - chain	<b>sc dec</b> - single crochet decrease
<b>dc</b> - double crochet	<b>sk</b> - skip
<b>dc2tog</b> - double crochet 2 stitches together	<b>sl st</b> - slip stitch
<b>dec</b> - decrease/decreases/decreasing	<b>sp</b> - space
<b>dtr</b> - double treble	<b>st</b> - stitch
<b>FL</b> - front loops	<b>tbl</b> - through back loop
<b>FP</b> - front post	<b>tch or t-ch</b> - turning chain
<b>FPdc</b> - front post double crochet	<b>tr</b> - treble crochet
<b>FPsc</b> - front post single crochet	<b>trtr</b> - triple treble crochet
<b>FPtr</b> - front post treble crochet	<b>tr2tog</b> - treble crochet 2 together
<b>Fsc</b> - foundation single crochet	<b>WS</b> - wrong side
<b>hdc</b> - half double crochet	<b>yo</b> - yarn over
<b>inc</b> - increase/increases/increasing	<b>[ ] or ( )</b> - work instructions within brackets as many times as directed
<b>*</b> - repeat the instructions following the single asterisk as directed	<b>**</b> - repeat instructions between asterisks as many times as directed or repeat from a given set of instructions

# I Like Crochet

## Yarn and Hook Sizes

Yarn Weight Symbol and Category Names	 <b>0</b> LACE	 <b>1</b> SUPER FINE	 <b>2</b> FINE	 <b>3</b> LIGHT	 <b>4</b> MEDIUM	 <b>5</b> BULKY	 <b>6</b> SUPER BULKY
Type of Yarns in Category	Fingering 10 count crochet thread	Sock, Fingering, Baby	Sport, Baby	DK, Light Worsted	Worsted, Afghan, Aran	Chunky, Craft, Rug	Bulky, Roving
Knit Gauge Range* in Stockinette Stitch to 4 inches	33–40** sts	27–32 sts	23–26 sts	21–24 sts	16–20 sts	12–15 sts	6–11 sts
Recommended Needle in Metric Size Range	1.5–2.25 mm	2.25–3.25 mm	3.25–3.75 mm	3.75–4.5 mm	4.5–5.5 mm	5.5–8 mm	8 mm and larger
Recommended Needle U.S. Size Range	000 to 1	1 to 3	3 to 5	5 to 7	7 to 9	9 to 11	11 and larger
Crochet Gauge* Ranges in Single Crochet to 4 inch	32–42 double crochets**	21–32 sts	16–20 sts	12–17 sts	11–14 sts	8–11 sts	5–9 sts
Recommended Hook in Metric Size Range	Steel*** 1.6–1.4mm Regular hook 2.25 mm	2.25–3.5 mm	3.5–4.5 mm	4.5–5.5 mm	5.5–6.5 mm	6.5–9 mm	9 mm and larger
Recommended Hook U.S. Size Range	Steel*** 6, 7, 8 Regular hook B-1	B-1 to E-4	E-4 to 7	7 to I-9	I-9 to K-10½	K-10½ to M-13	M-13 and larger

\* Guidelines only: The above reflect the most commonly used gauges and needle or hook sizes for specific yarn categories.

\*\* Lace weight yarns are usually knitted or crocheted on larger needles and hooks to create lacy, openwork patterns. Accordingly, a gauge range is difficult to determine. Always follow the gauge stated in your pattern

\*\*\* Steel crochet hooks are sized differently from regular hooks—the higher the number, the smaller the hook, which is the reverse of regular hook sizing.





