

# Crochet

PROJECT PLANNER

*I Like Crochet*



# Project Log

1

PROJECT NAME

START DATE

END DATE

2

PROJECT NAME

START DATE

END DATE

3

PROJECT NAME

START DATE

END DATE

4

PROJECT NAME

START DATE

END DATE

5

PROJECT NAME

START DATE

END DATE

6

PROJECT NAME

START DATE

END DATE

7

PROJECT NAME

START DATE

END DATE

8

PROJECT NAME

START DATE

END DATE

9

PROJECT NAME

START DATE

END DATE

10

PROJECT NAME

START DATE

END DATE

11

PROJECT NAME

START DATE

END DATE

12

PROJECT NAME

START DATE

END DATE

# Pattern Checklist

1

	START	END	NOTES
<input type="checkbox"/> <b>PLAN:</b> Pick a pattern			
<input type="checkbox"/> <b>SIZE:</b> Take measurements and size			
<input type="checkbox"/> <b>COLORS:</b> Plan the color theme			
<input type="checkbox"/> <b>CALCULATE:</b> Total yarn quantity			
<input type="checkbox"/> <b>PREP:</b> Gather necessary supplies			
<input type="checkbox"/> <b>GAUGE:</b> Gauge swatch			
<input type="checkbox"/> <b>CREATE:</b> Crochet project			
<input type="checkbox"/> <b>ASSEMBLE:</b> Assemble/seam			
<input type="checkbox"/> <b>WEAVE:</b> Weave in ends			
<input type="checkbox"/> <b>BLOCK:</b> Block piece			
<input type="checkbox"/> <b>SHARE:</b> Share with friends/family			

# Project Planning **1**

## PATTERN NAME

## DESCRIPTION

## HOOK SIZE (Circle one)

- |         |        |
|---------|--------|
| 2.25mm  | B-1    |
| 2.5mm   |        |
| 2.75mm  | C-2    |
| 3.125mm | D      |
| 3.25mm  | D-3    |
| 3.5mm   | E-4    |
| 3.75mm  | F-5    |
| 4mm     | G-6    |
| 4.25mm  | G      |
| 4.5mm   | 7      |
| 5mm     | H-8    |
| 5.25mm  | I      |
| 5.5mm   | I-9    |
| 5.75mm  | J      |
| 6mm     | J-10   |
| 6.5mm   | K-10.5 |
| 7mm     |        |
| 8mm     | L-11   |
| 9mm     | M-13   |
| 10mm    | N-15   |
| 11.5mm  | P-16   |
| 12mm    |        |
| 15mm    | P/Q    |
| 15.75mm | Q      |
| 16mm    | Q      |
| 19mm    | S      |
| 25mm    | T/U/X  |
| 30mm    | T/X    |

## YARN

BRAND

NAME

WEIGHT

FIBER

COLOR(S)

YARDS

## NOTIONS

## SKILL LEVEL (Circle one)

BEGINNER

EASY

INTERMEDIATE

ADVANCED

## NOTES

## PROJECT START/END DATES

## GAUGE

## PROJECT DIMENSIONS

## ABBREVIATIONS


## PHOTO OF PROJECT HERE

# Project Planning 1

## PATTERN NOTES

Use this space to make notes about your progress, tape your yarn label (or samples of your yarn) or any additional information you might need.

## CARE INSTRUCTIONS



# Row Counter

1

1	2	3	4	5	6	7	8	9	10
11	12	13	14	15	16	17	18	19	20
21	22	23	24	25	26	27	28	29	30
31	32	33	34	35	36	37	38	39	40
41	42	43	44	45	46	47	48	49	50
51	52	53	54	55	56	57	58	59	60
61	62	63	64	65	66	67	68	69	70
71	72	73	74	75	76	77	78	79	80
81	82	83	84	85	86	87	88	89	90
91	92	93	94	95	96	97	98	99	100

# Pattern Checklist **2**

	START	END	NOTES
<input type="checkbox"/> <b>PLAN:</b> Pick a pattern			
<input type="checkbox"/> <b>SIZE:</b> Take measurements and size			
<input type="checkbox"/> <b>COLORS:</b> Plan the color theme			
<input type="checkbox"/> <b>CALCULATE:</b> Total yarn quantity			
<input type="checkbox"/> <b>PREP:</b> Gather necessary supplies			
<input type="checkbox"/> <b>GAUGE:</b> Gauge swatch			
<input type="checkbox"/> <b>CREATE:</b> Crochet project			
<input type="checkbox"/> <b>ASSEMBLE:</b> Assemble/seam			
<input type="checkbox"/> <b>WEAVE:</b> Weave in ends			
<input type="checkbox"/> <b>BLOCK:</b> Block piece			
<input type="checkbox"/> <b>SHARE:</b> Share with friends/family			

# Project Planning 2

## PATTERN NAME

## DESCRIPTION

## HOOK SIZE (Circle one)

2.25mm	B-1
2.5mm	
2.75mm	C-2
3.125mm	D
3.25mm	D-3
3.5mm	E-4
3.75mm	F-5
4mm	G-6
4.25mm	G
4.5mm	7
5mm	H-8
5.25mm	I
5.5mm	I-9
5.75mm	J
6mm	J-10
6.5mm	K-10.5
7mm	
8mm	L-11
9mm	M-13
10mm	N-15
11.5mm	P-16
12mm	
15mm	P/Q
15.75mm	Q
16mm	Q
19mm	S
25mm	T/U/X
30mm	T/X

## YARN

BRAND

NAME

WEIGHT

FIBER

COLOR(S)

YARDS

## NOTIONS

## SKILL LEVEL (Circle one)

BEGINNER

EASY

INTERMEDIATE

ADVANCED

## NOTES

## PROJECT START/END DATES

## GAUGE

## PROJECT DIMENSIONS

## ABBREVIATIONS

## PHOTO OF PROJECT HERE




# Project Planning 2

## PATTERN NOTES

Use this space to make notes about your progress, tape your yarn label (or samples of your yarn) or any additional information you might need.

## CARE INSTRUCTIONS



# Row Counter

2

1	2	3	4	5	6	7	8	9	10
11	12	13	14	15	16	17	18	19	20
21	22	23	24	25	26	27	28	29	30
31	32	33	34	35	36	37	38	39	40
41	42	43	44	45	46	47	48	49	50
51	52	53	54	55	56	57	58	59	60
61	62	63	64	65	66	67	68	69	70
71	72	73	74	75	76	77	78	79	80
81	82	83	84	85	86	87	88	89	90
91	92	93	94	95	96	97	98	99	100

# Pattern Checklist

3

	START	END	NOTES
<input type="checkbox"/> <b>PLAN:</b> Pick a pattern			
<input type="checkbox"/> <b>SIZE:</b> Take measurements and size			
<input type="checkbox"/> <b>COLORS:</b> Plan the color theme			
<input type="checkbox"/> <b>CALCULATE:</b> Total yarn quantity			
<input type="checkbox"/> <b>PREP:</b> Gather necessary supplies			
<input type="checkbox"/> <b>GAUGE:</b> Gauge swatch			
<input type="checkbox"/> <b>CREATE:</b> Crochet project			
<input type="checkbox"/> <b>ASSEMBLE:</b> Assemble/seam			
<input type="checkbox"/> <b>WEAVE:</b> Weave in ends			
<input type="checkbox"/> <b>BLOCK:</b> Block piece			
<input type="checkbox"/> <b>SHARE:</b> Share with friends/family			

# Project Planning **3**

## PATTERN NAME

## DESCRIPTION

## HOOK SIZE (Circle one)

- |         |        |
|---------|--------|
| 2.25mm  | B-1    |
| 2.5mm   |        |
| 2.75mm  | C-2    |
| 3.125mm | D      |
| 3.25mm  | D-3    |
| 3.5mm   | E-4    |
| 3.75mm  | F-5    |
| 4mm     | G-6    |
| 4.25mm  | G      |
| 4.5mm   | 7      |
| 5mm     | H-8    |
| 5.25mm  | I      |
| 5.5mm   | I-9    |
| 5.75mm  | J      |
| 6mm     | J-10   |
| 6.5mm   | K-10.5 |
| 7mm     |        |
| 8mm     | L-11   |
| 9mm     | M-13   |
| 10mm    | N-15   |
| 11.5mm  | P-16   |
| 12mm    |        |
| 15mm    | P/Q    |
| 15.75mm | Q      |
| 16mm    | Q      |
| 19mm    | S      |
| 25mm    | T/U/X  |
| 30mm    | T/X    |

## YARN

BRAND

NAME

WEIGHT

FIBER

COLOR(S)

YARDS

## NOTIONS

## SKILL LEVEL (Circle one)

BEGINNER

EASY

INTERMEDIATE

ADVANCED

## NOTES

## PROJECT START/END DATES

## GAUGE

## PROJECT DIMENSIONS

## ABBREVIATIONS


## PHOTO OF PROJECT HERE

# Project Planning 3

## PATTERN NOTES

Use this space to make notes about your progress, tape your yarn label (or samples of your yarn) or any additional information you might need.

## CARE INSTRUCTIONS



# Row Counter

3

1	2	3	4	5	6	7	8	9	10
11	12	13	14	15	16	17	18	19	20
21	22	23	24	25	26	27	28	29	30
31	32	33	34	35	36	37	38	39	40
41	42	43	44	45	46	47	48	49	50
51	52	53	54	55	56	57	58	59	60
61	62	63	64	65	66	67	68	69	70
71	72	73	74	75	76	77	78	79	80
81	82	83	84	85	86	87	88	89	90
91	92	93	94	95	96	97	98	99	100

# Pattern Checklist **4**

	START	END	NOTES
<input type="checkbox"/> <b>PLAN:</b> Pick a pattern			
<input type="checkbox"/> <b>SIZE:</b> Take measurements and size			
<input type="checkbox"/> <b>COLORS:</b> Plan the color theme			
<input type="checkbox"/> <b>CALCULATE:</b> Total yarn quantity			
<input type="checkbox"/> <b>PREP:</b> Gather necessary supplies			
<input type="checkbox"/> <b>GAUGE:</b> Gauge swatch			
<input type="checkbox"/> <b>CREATE:</b> Crochet project			
<input type="checkbox"/> <b>ASSEMBLE:</b> Assemble/seam			
<input type="checkbox"/> <b>WEAVE:</b> Weave in ends			
<input type="checkbox"/> <b>BLOCK:</b> Block piece			
<input type="checkbox"/> <b>SHARE:</b> Share with friends/family			

# Project Planning 4

## PATTERN NAME

## DESCRIPTION

## HOOK SIZE (Circle one)

- |         |        |
|---------|--------|
| 2.25mm  | B-1    |
| 2.5mm   |        |
| 2.75mm  | C-2    |
| 3.125mm | D      |
| 3.25mm  | D-3    |
| 3.5mm   | E-4    |
| 3.75mm  | F-5    |
| 4mm     | G-6    |
| 4.25mm  | G      |
| 4.5mm   | 7      |
| 5mm     | H-8    |
| 5.25mm  | I      |
| 5.5mm   | I-9    |
| 5.75mm  | J      |
| 6mm     | J-10   |
| 6.5mm   | K-10.5 |
| 7mm     |        |
| 8mm     | L-11   |
| 9mm     | M-13   |
| 10mm    | N-15   |
| 11.5mm  | P-16   |
| 12mm    |        |
| 15mm    | P/Q    |
| 15.75mm | Q      |
| 16mm    | Q      |
| 19mm    | S      |
| 25mm    | T/U/X  |
| 30mm    | T/X    |

## YARN

BRAND
NAME
WEIGHT
FIBER
COLOR(S)
YARDS

## NOTIONS

## SKILL LEVEL (Circle one)

BEGINNER
<input type="radio"/>
EASY
<input type="radio"/>
INTERMEDIATE
<input type="radio"/>
ADVANCED
<input type="radio"/>

## NOTES

## PROJECT START/END DATES

## GAUGE

## PROJECT DIMENSIONS

## ABBREVIATIONS

## PHOTO OF PROJECT HERE




# Project Planning 4

## PATTERN NOTES

Use this space to make notes about your progress, tape your yarn label (or samples of your yarn) or any additional information you might need.

## CARE INSTRUCTIONS



# Row Counter

4

1	2	3	4	5	6	7	8	9	10
11	12	13	14	15	16	17	18	19	20
21	22	23	24	25	26	27	28	29	30
31	32	33	34	35	36	37	38	39	40
41	42	43	44	45	46	47	48	49	50
51	52	53	54	55	56	57	58	59	60
61	62	63	64	65	66	67	68	69	70
71	72	73	74	75	76	77	78	79	80
81	82	83	84	85	86	87	88	89	90
91	92	93	94	95	96	97	98	99	100

# Pattern Checklist

5

	START	END	NOTES
<input type="checkbox"/> <b>PLAN:</b> Pick a pattern			
<input type="checkbox"/> <b>SIZE:</b> Take measurements and size			
<input type="checkbox"/> <b>COLORS:</b> Plan the color theme			
<input type="checkbox"/> <b>CALCULATE:</b> Total yarn quantity			
<input type="checkbox"/> <b>PREP:</b> Gather necessary supplies			
<input type="checkbox"/> <b>GAUGE:</b> Gauge swatch			
<input type="checkbox"/> <b>CREATE:</b> Crochet project			
<input type="checkbox"/> <b>ASSEMBLE:</b> Assemble/seam			
<input type="checkbox"/> <b>WEAVE:</b> Weave in ends			
<input type="checkbox"/> <b>BLOCK:</b> Block piece			
<input type="checkbox"/> <b>SHARE:</b> Share with friends/family			

# Project Planning **5**

## PATTERN NAME

## DESCRIPTION

## HOOK SIZE (Circle one)

- |         |        |
|---------|--------|
| 2.25mm  | B-1    |
| 2.5mm   |        |
| 2.75mm  | C-2    |
| 3.125mm | D      |
| 3.25mm  | D-3    |
| 3.5mm   | E-4    |
| 3.75mm  | F-5    |
| 4mm     | G-6    |
| 4.25mm  | G      |
| 4.5mm   | 7      |
| 5mm     | H-8    |
| 5.25mm  | I      |
| 5.5mm   | I-9    |
| 5.75mm  | J      |
| 6mm     | J-10   |
| 6.5mm   | K-10.5 |
| 7mm     |        |
| 8mm     | L-11   |
| 9mm     | M-13   |
| 10mm    | N-15   |
| 11.5mm  | P-16   |
| 12mm    |        |
| 15mm    | P/Q    |
| 15.75mm | Q      |
| 16mm    | Q      |
| 19mm    | S      |
| 25mm    | T/U/X  |
| 30mm    | T/X    |

## YARN

BRAND

NAME

WEIGHT

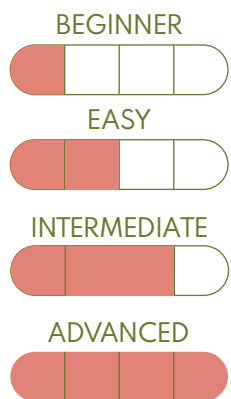
FIBER

COLOR(S)

YARDS

## NOTIONS

## SKILL LEVEL (Circle one)



## NOTES

## PROJECT START/END DATES

## GAUGE

## PROJECT DIMENSIONS

## ABBREVIATIONS


## PHOTO OF PROJECT HERE

# Project Planning 5

## PATTERN NOTES

Use this space to make notes about your progress, tape your yarn label (or samples of your yarn) or any additional information you might need.

## CARE INSTRUCTIONS



# Row Counter

5

1	2	3	4	5	6	7	8	9	10
11	12	13	14	15	16	17	18	19	20
21	22	23	24	25	26	27	28	29	30
31	32	33	34	35	36	37	38	39	40
41	42	43	44	45	46	47	48	49	50
51	52	53	54	55	56	57	58	59	60
61	62	63	64	65	66	67	68	69	70
71	72	73	74	75	76	77	78	79	80
81	82	83	84	85	86	87	88	89	90
91	92	93	94	95	96	97	98	99	100

# Pattern Checklist 6

	START	END	NOTES
<input type="checkbox"/> <b>PLAN:</b> Pick a pattern			
<input type="checkbox"/> <b>SIZE:</b> Take measurements and size			
<input type="checkbox"/> <b>COLORS:</b> Plan the color theme			
<input type="checkbox"/> <b>CALCULATE:</b> Total yarn quantity			
<input type="checkbox"/> <b>PREP:</b> Gather necessary supplies			
<input type="checkbox"/> <b>GAUGE:</b> Gauge swatch			
<input type="checkbox"/> <b>CREATE:</b> Crochet project			
<input type="checkbox"/> <b>ASSEMBLE:</b> Assemble/seam			
<input type="checkbox"/> <b>WEAVE:</b> Weave in ends			
<input type="checkbox"/> <b>BLOCK:</b> Block piece			
<input type="checkbox"/> <b>SHARE:</b> Share with friends/family			

# Project Planning 6

## PATTERN NAME

## DESCRIPTION

## HOOK SIZE (Circle one)

2.25mm	B-1
2.5mm	
2.75mm	C-2
3.125mm	D
3.25mm	D-3
3.5mm	E-4
3.75mm	F-5
4mm	G-6
4.25mm	G
4.5mm	7
5mm	H-8
5.25mm	I
5.5mm	I-9
5.75mm	J
6mm	J-10
6.5mm	K-10.5
7mm	
8mm	L-11
9mm	M-13
10mm	N-15
11.5mm	P-16
12mm	
15mm	P/Q
15.75mm	Q
16mm	Q
19mm	S
25mm	T/U/X
30mm	T/X

## YARN

BRAND

NAME

WEIGHT

FIBER


COLOR(S)

YARDS


## NOTIONS

## SKILL LEVEL (Circle one)


BEGINNER




EASY



INTERMEDIATE



ADVANCED



## NOTES

## PROJECT START/END DATES

## GAUGE

## PROJECT DIMENSIONS

## ABBREVIATIONS

## PHOTO OF PROJECT HERE




# Project Planning 6

## PATTERN NOTES

Use this space to make notes about your progress, tape your yarn label (or samples of your yarn) or any additional information you might need.

## CARE INSTRUCTIONS



# Row Counter

6

1	2	3	4	5	6	7	8	9	10
11	12	13	14	15	16	17	18	19	20
21	22	23	24	25	26	27	28	29	30
31	32	33	34	35	36	37	38	39	40
41	42	43	44	45	46	47	48	49	50
51	52	53	54	55	56	57	58	59	60
61	62	63	64	65	66	67	68	69	70
71	72	73	74	75	76	77	78	79	80
81	82	83	84	85	86	87	88	89	90
91	92	93	94	95	96	97	98	99	100

# Pattern Checklist

7

	START	END	NOTES
<input type="checkbox"/> <b>PLAN:</b> Pick a pattern			
<input type="checkbox"/> <b>SIZE:</b> Take measurements and size			
<input type="checkbox"/> <b>COLORS:</b> Plan the color theme			
<input type="checkbox"/> <b>CALCULATE:</b> Total yarn quantity			
<input type="checkbox"/> <b>PREP:</b> Gather necessary supplies			
<input type="checkbox"/> <b>GAUGE:</b> Gauge swatch			
<input type="checkbox"/> <b>CREATE:</b> Crochet project			
<input type="checkbox"/> <b>ASSEMBLE:</b> Assemble/seam			
<input type="checkbox"/> <b>WEAVE:</b> Weave in ends			
<input type="checkbox"/> <b>BLOCK:</b> Block piece			
<input type="checkbox"/> <b>SHARE:</b> Share with friends/family			

# Project Planning **7**

## PATTERN NAME

## DESCRIPTION

## HOOK SIZE (Circle one)

- |         |        |
|---------|--------|
| 2.25mm  | B-1    |
| 2.5mm   |        |
| 2.75mm  | C-2    |
| 3.125mm | D      |
| 3.25mm  | D-3    |
| 3.5mm   | E-4    |
| 3.75mm  | F-5    |
| 4mm     | G-6    |
| 4.25mm  | G      |
| 4.5mm   | 7      |
| 5mm     | H-8    |
| 5.25mm  | I      |
| 5.5mm   | I-9    |
| 5.75mm  | J      |
| 6mm     | J-10   |
| 6.5mm   | K-10.5 |
| 7mm     |        |
| 8mm     | L-11   |
| 9mm     | M-13   |
| 10mm    | N-15   |
| 11.5mm  | P-16   |
| 12mm    |        |
| 15mm    | P/Q    |
| 15.75mm | Q      |
| 16mm    | Q      |
| 19mm    | S      |
| 25mm    | T/U/X  |
| 30mm    | T/X    |

## YARN

BRAND

NAME

WEIGHT

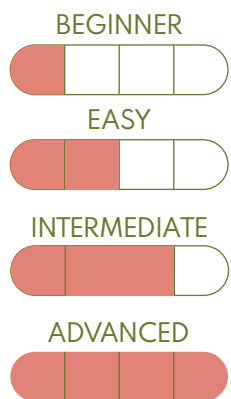
FIBER

COLOR(S)

YARDS

## NOTIONS

## SKILL LEVEL (Circle one)



## NOTES

## PROJECT START/END DATES

## GAUGE

## PROJECT DIMENSIONS

## ABBREVIATIONS


## PHOTO OF PROJECT HERE

# Project Planning 7

## PATTERN NOTES

Use this space to make notes about your progress, tape your yarn label (or samples of your yarn) or any additional information you might need.

## CARE INSTRUCTIONS



# Row Counter

7

1	2	3	4	5	6	7	8	9	10
11	12	13	14	15	16	17	18	19	20
21	22	23	24	25	26	27	28	29	30
31	32	33	34	35	36	37	38	39	40
41	42	43	44	45	46	47	48	49	50
51	52	53	54	55	56	57	58	59	60
61	62	63	64	65	66	67	68	69	70
71	72	73	74	75	76	77	78	79	80
81	82	83	84	85	86	87	88	89	90
91	92	93	94	95	96	97	98	99	100

# Pattern Checklist 8

	START	END	NOTES
<input type="checkbox"/> <b>PLAN:</b> Pick a pattern			
<input type="checkbox"/> <b>SIZE:</b> Take measurements and size			
<input type="checkbox"/> <b>COLORS:</b> Plan the color theme			
<input type="checkbox"/> <b>CALCULATE:</b> Total yarn quantity			
<input type="checkbox"/> <b>PREP:</b> Gather necessary supplies			
<input type="checkbox"/> <b>GAUGE:</b> Gauge swatch			
<input type="checkbox"/> <b>CREATE:</b> Crochet project			
<input type="checkbox"/> <b>ASSEMBLE:</b> Assemble/seam			
<input type="checkbox"/> <b>WEAVE:</b> Weave in ends			
<input type="checkbox"/> <b>BLOCK:</b> Block piece			
<input type="checkbox"/> <b>SHARE:</b> Share with friends/family			

# Project Planning 8

## PATTERN NAME

## DESCRIPTION

## HOOK SIZE (Circle one)

- |         |        |
|---------|--------|
| 2.25mm  | B-1    |
| 2.5mm   |        |
| 2.75mm  | C-2    |
| 3.125mm | D      |
| 3.25mm  | D-3    |
| 3.5mm   | E-4    |
| 3.75mm  | F-5    |
| 4mm     | G-6    |
| 4.25mm  | G      |
| 4.5mm   | 7      |
| 5mm     | H-8    |
| 5.25mm  | I      |
| 5.5mm   | I-9    |
| 5.75mm  | J      |
| 6mm     | J-10   |
| 6.5mm   | K-10.5 |
| 7mm     |        |
| 8mm     | L-11   |
| 9mm     | M-13   |
| 10mm    | N-15   |
| 11.5mm  | P-16   |
| 12mm    |        |
| 15mm    | P/Q    |
| 15.75mm | Q      |
| 16mm    | Q      |
| 19mm    | S      |
| 25mm    | T/U/X  |
| 30mm    | T/X    |

## YARN

BRAND
NAME
WEIGHT
FIBER
COLOR(S)
YARDS

## NOTIONS

## SKILL LEVEL (Circle one)

BEGINNER
<input type="radio"/>
EASY
<input type="radio"/>
INTERMEDIATE
<input type="radio"/>
ADVANCED
<input type="radio"/>

## NOTES

## PROJECT START/END DATES

## GAUGE

## PROJECT DIMENSIONS

## ABBREVIATIONS

## PHOTO OF PROJECT HERE




# Project Planning 8

## PATTERN NOTES

Use this space to make notes about your progress, tape your yarn label (or samples of your yarn) or any additional information you might need.

## CARE INSTRUCTIONS



# Row Counter

8

1	2	3	4	5	6	7	8	9	10
11	12	13	14	15	16	17	18	19	20
21	22	23	24	25	26	27	28	29	30
31	32	33	34	35	36	37	38	39	40
41	42	43	44	45	46	47	48	49	50
51	52	53	54	55	56	57	58	59	60
61	62	63	64	65	66	67	68	69	70
71	72	73	74	75	76	77	78	79	80
81	82	83	84	85	86	87	88	89	90
91	92	93	94	95	96	97	98	99	100

# Pattern Checklist

9

	START	END	NOTES
<input type="checkbox"/> <b>PLAN:</b> Pick a pattern			
<input type="checkbox"/> <b>SIZE:</b> Take measurements and size			
<input type="checkbox"/> <b>COLORS:</b> Plan the color theme			
<input type="checkbox"/> <b>CALCULATE:</b> Total yarn quantity			
<input type="checkbox"/> <b>PREP:</b> Gather necessary supplies			
<input type="checkbox"/> <b>GAUGE:</b> Gauge swatch			
<input type="checkbox"/> <b>CREATE:</b> Crochet project			
<input type="checkbox"/> <b>ASSEMBLE:</b> Assemble/seam			
<input type="checkbox"/> <b>WEAVE:</b> Weave in ends			
<input type="checkbox"/> <b>BLOCK:</b> Block piece			
<input type="checkbox"/> <b>SHARE:</b> Share with friends/family			

# Project Planning 9

## PATTERN NAME

## DESCRIPTION

## HOOK SIZE (Circle one)

2.25mm	B-1
2.5mm	
2.75mm	C-2
3.125mm	D
3.25mm	D-3
3.5mm	E-4
3.75mm	F-5
4mm	G-6
4.25mm	G
4.5mm	7
5mm	H-8
5.25mm	I
5.5mm	I-9
5.75mm	J
6mm	J-10
6.5mm	K-10.5
7mm	
8mm	L-11
9mm	M-13
10mm	N-15
11.5mm	P-16
12mm	
15mm	P/Q
15.75mm	Q
16mm	Q
19mm	S
25mm	T/U/X
30mm	T/X

## YARN

BRAND

NAME

WEIGHT

FIBER


COLOR(S)

YARDS


## NOTIONS

## SKILL LEVEL (Circle one)


BEGINNER




EASY



INTERMEDIATE



ADVANCED



## NOTES

## PROJECT START/END DATES

## GAUGE

## PROJECT DIMENSIONS

## ABBREVIATIONS


## PHOTO OF PROJECT HERE

# Project Planning 9

## PATTERN NOTES

Use this space to make notes about your progress, tape your yarn label (or samples of your yarn) or any additional information you might need.

## CARE INSTRUCTIONS



# Row Counter

9

1	2	3	4	5	6	7	8	9	10
11	12	13	14	15	16	17	18	19	20
21	22	23	24	25	26	27	28	29	30
31	32	33	34	35	36	37	38	39	40
41	42	43	44	45	46	47	48	49	50
51	52	53	54	55	56	57	58	59	60
61	62	63	64	65	66	67	68	69	70
71	72	73	74	75	76	77	78	79	80
81	82	83	84	85	86	87	88	89	90
91	92	93	94	95	96	97	98	99	100

# Pattern Checklist **10**

	START	END	NOTES
<input type="checkbox"/> <b>PLAN:</b> Pick a pattern			
<input type="checkbox"/> <b>SIZE:</b> Take measurements and size			
<input type="checkbox"/> <b>COLORS:</b> Plan the color theme			
<input type="checkbox"/> <b>CALCULATE:</b> Total yarn quantity			
<input type="checkbox"/> <b>PREP:</b> Gather necessary supplies			
<input type="checkbox"/> <b>GAUGE:</b> Gauge swatch			
<input type="checkbox"/> <b>CREATE:</b> Crochet project			
<input type="checkbox"/> <b>ASSEMBLE:</b> Assemble/seam			
<input type="checkbox"/> <b>WEAVE:</b> Weave in ends			
<input type="checkbox"/> <b>BLOCK:</b> Block piece			
<input type="checkbox"/> <b>SHARE:</b> Share with friends/family			

# Project Planning 10

## PATTERN NAME

## DESCRIPTION

## HOOK SIZE (Circle one)

- |         |        |
|---------|--------|
| 2.25mm  | B-1    |
| 2.5mm   |        |
| 2.75mm  | C-2    |
| 3.125mm | D      |
| 3.25mm  | D-3    |
| 3.5mm   | E-4    |
| 3.75mm  | F-5    |
| 4mm     | G-6    |
| 4.25mm  | G      |
| 4.5mm   | 7      |
| 5mm     | H-8    |
| 5.25mm  | I      |
| 5.5mm   | I-9    |
| 5.75mm  | J      |
| 6mm     | J-10   |
| 6.5mm   | K-10.5 |
| 7mm     |        |
| 8mm     | L-11   |
| 9mm     | M-13   |
| 10mm    | N-15   |
| 11.5mm  | P-16   |
| 12mm    |        |
| 15mm    | P/Q    |
| 15.75mm | Q      |
| 16mm    | Q      |
| 19mm    | S      |
| 25mm    | T/U/X  |
| 30mm    | T/X    |

## YARN

BRAND

NAME

WEIGHT

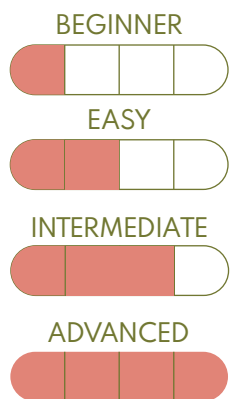
FIBER

COLOR(S)

YARDS

## NOTIONS

## SKILL LEVEL (Circle one)



## NOTES

## PROJECT START/END DATES

## GAUGE

## PROJECT DIMENSIONS

## ABBREVIATIONS

## PHOTO OF PROJECT HERE




# Project Planning 10

## PATTERN NOTES

Use this space to make notes about your progress, tape your yarn label (or samples of your yarn) or any additional information you might need.

## CARE INSTRUCTIONS



# Row Counter

10

1	2	3	4	5	6	7	8	9	10
11	12	13	14	15	16	17	18	19	20
21	22	23	24	25	26	27	28	29	30
31	32	33	34	35	36	37	38	39	40
41	42	43	44	45	46	47	48	49	50
51	52	53	54	55	56	57	58	59	60
61	62	63	64	65	66	67	68	69	70
71	72	73	74	75	76	77	78	79	80
81	82	83	84	85	86	87	88	89	90
91	92	93	94	95	96	97	98	99	100

# Pattern Checklist



	START	END	NOTES
<input type="checkbox"/> <b>PLAN:</b> Pick a pattern			
<input type="checkbox"/> <b>SIZE:</b> Take measurements and size			
<input type="checkbox"/> <b>COLORS:</b> Plan the color theme			
<input type="checkbox"/> <b>CALCULATE:</b> Total yarn quantity			
<input type="checkbox"/> <b>PREP:</b> Gather necessary supplies			
<input type="checkbox"/> <b>GAUGE:</b> Gauge swatch			
<input type="checkbox"/> <b>CREATE:</b> Crochet project			
<input type="checkbox"/> <b>ASSEMBLE:</b> Assemble/seam			
<input type="checkbox"/> <b>WEAVE:</b> Weave in ends			
<input type="checkbox"/> <b>BLOCK:</b> Block piece			
<input type="checkbox"/> <b>SHARE:</b> Share with friends/family			

# Project Planning **11**

## PATTERN NAME

## DESCRIPTION

## HOOK SIZE (Circle one)

- |         |        |
|---------|--------|
| 2.25mm  | B-1    |
| 2.5mm   |        |
| 2.75mm  | C-2    |
| 3.125mm | D      |
| 3.25mm  | D-3    |
| 3.5mm   | E-4    |
| 3.75mm  | F-5    |
| 4mm     | G-6    |
| 4.25mm  | G      |
| 4.5mm   | 7      |
| 5mm     | H-8    |
| 5.25mm  | I      |
| 5.5mm   | I-9    |
| 5.75mm  | J      |
| 6mm     | J-10   |
| 6.5mm   | K-10.5 |
| 7mm     |        |
| 8mm     | L-11   |
| 9mm     | M-13   |
| 10mm    | N-15   |
| 11.5mm  | P-16   |
| 12mm    |        |
| 15mm    | P/Q    |
| 15.75mm | Q      |
| 16mm    | Q      |
| 19mm    | S      |
| 25mm    | T/U/X  |
| 30mm    | T/X    |

## YARN

BRAND

NAME

WEIGHT

FIBER

COLOR(S)

YARDS

## NOTIONS

## SKILL LEVEL (Circle one)

BEGINNER

EASY

INTERMEDIATE

ADVANCED

## NOTES

## PROJECT START/END DATES

## GAUGE

## PROJECT DIMENSIONS

## ABBREVIATIONS


## PHOTO OF PROJECT HERE

# Project Planning 11

## PATTERN NOTES

Use this space to make notes about your progress, tape your yarn label (or samples of your yarn) or any additional information you might need.

## CARE INSTRUCTIONS



# Row Counter



1	2	3	4	5	6	7	8	9	10
11	12	13	14	15	16	17	18	19	20
21	22	23	24	25	26	27	28	29	30
31	32	33	34	35	36	37	38	39	40
41	42	43	44	45	46	47	48	49	50
51	52	53	54	55	56	57	58	59	60
61	62	63	64	65	66	67	68	69	70
71	72	73	74	75	76	77	78	79	80
81	82	83	84	85	86	87	88	89	90
91	92	93	94	95	96	97	98	99	100

# Pattern Checklist **12**

	START	END	NOTES
<input type="checkbox"/> <b>PLAN:</b> Pick a pattern			
<input type="checkbox"/> <b>SIZE:</b> Take measurements and size			
<input type="checkbox"/> <b>COLORS:</b> Plan the color theme			
<input type="checkbox"/> <b>CALCULATE:</b> Total yarn quantity			
<input type="checkbox"/> <b>PREP:</b> Gather necessary supplies			
<input type="checkbox"/> <b>GAUGE:</b> Gauge swatch			
<input type="checkbox"/> <b>CREATE:</b> Crochet project			
<input type="checkbox"/> <b>ASSEMBLE:</b> Assemble/seam			
<input type="checkbox"/> <b>WEAVE:</b> Weave in ends			
<input type="checkbox"/> <b>BLOCK:</b> Block piece			
<input type="checkbox"/> <b>SHARE:</b> Share with friends/family			

# Project Planning 12

## PATTERN NAME

## DESCRIPTION

## HOOK SIZE (Circle one)

2.25mm	B-1
2.5mm	
2.75mm	C-2
3.125mm	D
3.25mm	D-3
3.5mm	E-4
3.75mm	F-5
4mm	G-6
4.25mm	G
4.5mm	7
5mm	H-8
5.25mm	I
5.5mm	I-9
5.75mm	J
6mm	J-10
6.5mm	K-10.5
7mm	
8mm	L-11
9mm	M-13
10mm	N-15
11.5mm	P-16
12mm	
15mm	P/Q
15.75mm	Q
16mm	Q
19mm	S
25mm	T/U/X
30mm	T/X

## YARN

BRAND

NAME

WEIGHT

FIBER


COLOR(S)

YARDS


## NOTIONS

## SKILL LEVEL (Circle one)


BEGINNER




EASY



INTERMEDIATE



ADVANCED



## NOTES

## PROJECT START/END DATES

## GAUGE

## PROJECT DIMENSIONS

## ABBREVIATIONS

## PHOTO OF PROJECT HERE




# Project Planning 12

## PATTERN NOTES

Use this space to make notes about your progress, tape your yarn label (or samples of your yarn) or any additional information you might need.

## CARE INSTRUCTIONS



# Row Counter

12

1	2	3	4	5	6	7	8	9	10
11	12	13	14	15	16	17	18	19	20
21	22	23	24	25	26	27	28	29	30
31	32	33	34	35	36	37	38	39	40
41	42	43	44	45	46	47	48	49	50
51	52	53	54	55	56	57	58	59	60
61	62	63	64	65	66	67	68	69	70
71	72	73	74	75	76	77	78	79	80
81	82	83	84	85	86	87	88	89	90
91	92	93	94	95	96	97	98	99	100